Appleton® A.T.X.®

- **Supports multifonctions - 0961 15**
- **Multifonctions support - 0961 15**

NT 250 0428/01

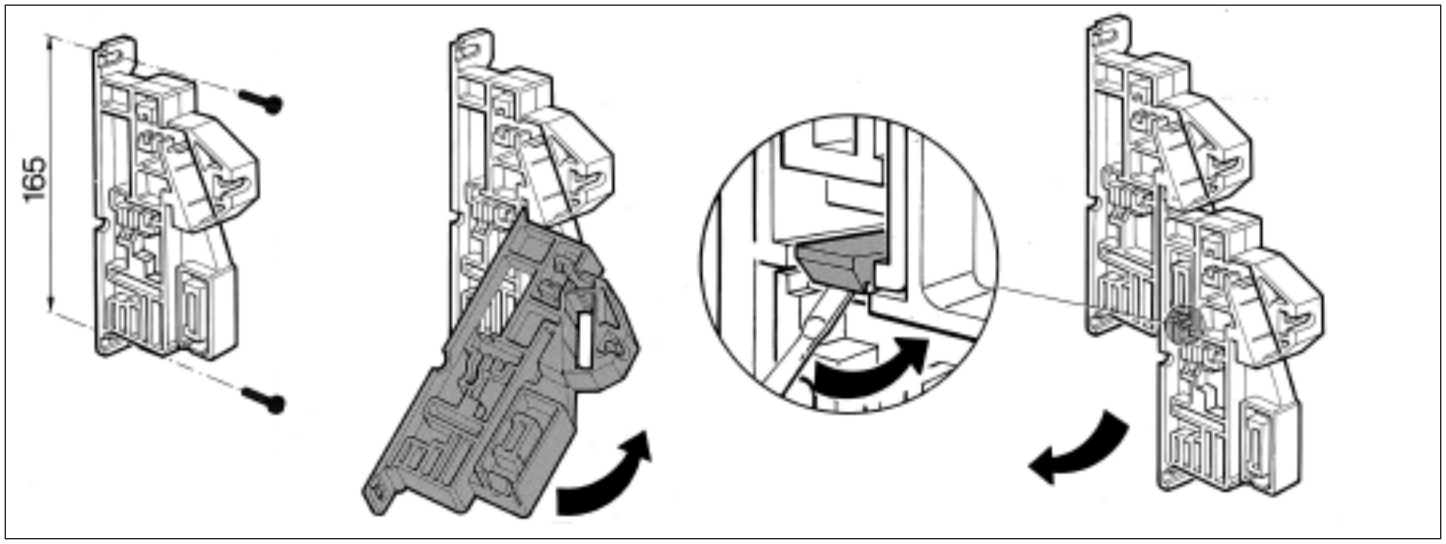

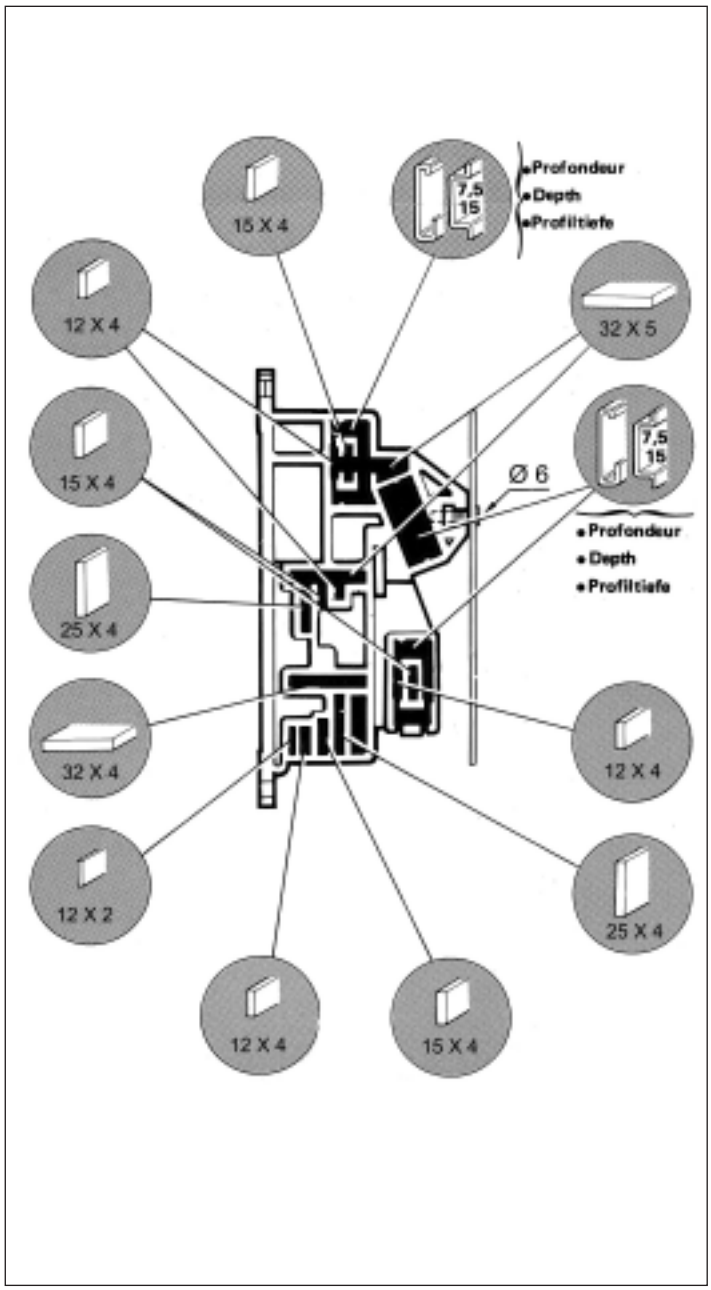

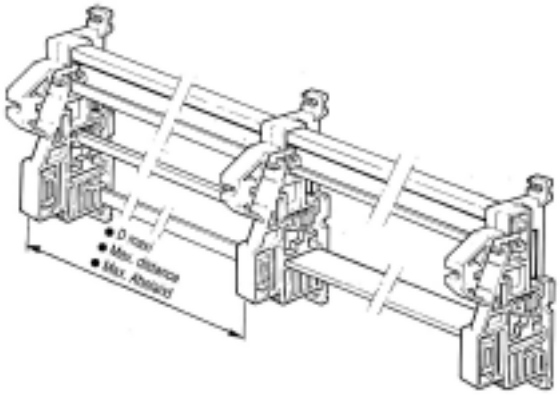

- Courbes d'espacements MAXI autorisés des supports de barres tétrapolaires en fonction de l'IIC présumé.
- Maximum permissible spacing curves for four-pole bars in terms of presumed DC amperage.
- Kurve des maximal erlaubten Abstandes der Träger der vierpoligen Stäbe, in Abhängigkeit der vorausgesetzten Gleichstromspannung.

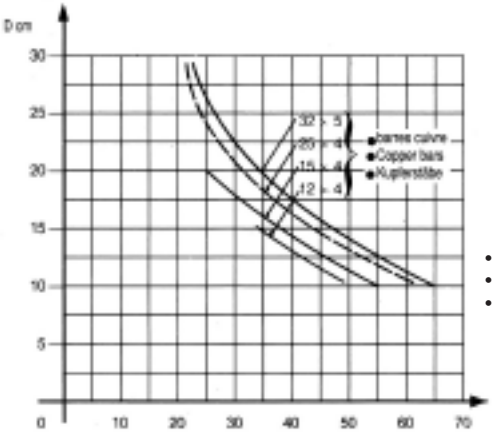

- IIC / KA crête
- DC amperage / KA peak
- Gleichstromspannung / KA Spitzenwert

• Sections barres • Bar cross section • Querschnitt Der Stäbe	In A	• IIC maxi en KA crête pour D en cm • Max. DC amperage in KA peak for distance D in cm • Max. Gleichstromspannung in KA Spitzenwert für Abstand in CM				
m/m		10	15	20	25	30
12 x 4	100	50	34	26	20	17
15 X 4	125	56	38,5	25	22	19
25 X 4	250	62	43	31	24	21
32 X 5	400	67	47	34	26	22